

DRAFT
 (version 20190930)


Scientific Programme Day 1

6 Dec 2019 (Fri)

Live Surgery Demonstration

Venue: Minimal Access Surgery Training Centre, Pamela Youde Nethersole Eastern Hospital
 3 Lok Man Road, Chai Wan, Hong Kong

Time	Surgery/Keynote lecture	Speaker/Surgeon
08:45-09:00	Registration	
09:00-09:05	Welcome address	
09:05-09:35	Keynote lecture How we have built up scientific comradeship against gastric cancer	
09:35-12:45	Liver surgery demonstration Surgery 1: Laparoscopic Gastrectomy Surgery 2: Robotic Hepatectomy	
12:45-14:00	Lunch – Eastern Garden, 1/F, Multicentre Block C, PYNEH	
14:00-14:30	Keynote lecture [video-conference from IRCAD] Imaging, Robotics, and Artificial Intelligence: the 3 weapons of choice to achieve a smart surgery	
14:30-17:30	Live surgery demonstration Surgery 3: Robotic Complete Mesocolic Excision Surgery 4: Total Mesorectal Excision	




Scientific Programme Day 2

7 Dec 2019 (Sat)


Scientific Presentation

Venue: Function Rooms at Lobby Floor, InterContinental Hong Kong
18 Salisbury Road, Kowloon, Hong Kong

08:15-08:30	Registration			
08:30-10:00	<u>Keynote Lectures</u>			
08:30-09:00	How to manage the patients with advanced pancreatic cancer? Translation of the knowledge of open surgery to MIS			
09:00-09:30	Minimal invasive surgery outcome improved by ERAS			
09:30-10:00	My journey of minimally invasive HPB surgery			
10:00-10:30	Morning Tea			
Function Room	Maple	Cypress	Pine	Elm
10:30-12:00	Colorectal	HPB	Upper GI	Nursing
10:30:10:50	Left colonic arterial anatomy for laparoscopic colorectal surgeons: old and new	Laparoscopic anatomic liver resection	Updated status and results of RCTs of MIS for Gastric Cancer	[10:30-10:45] MIS Development in Mainland China [10:45-11:00]
10:50-11:10	Sphincter saving procedure for low lying rectal cancer	Laparoscopic resection of HCC in Child B patients	Surgical strategy for gastrointestinal stromal tumors (GIST) of stomach	Robotic Surgery in Practice: New angle on positioning [11:00-11:15]
11:10:11:30	<i>To be confirmed</i>	Role of ICG fluorescence imaging in laparoscopic liver surgery	Total minimal invasive oesophagectomy, the first 100 cases	Role as a Nurse Trainer: How to Develop a Smart Surgical Team



11:30-11:50	Techniques in difficult colorectal ESD	Technical and technology for liver resection for HCC in patient with cirrhosis	Effects of robotic and laparoscopic-assisted surgery via the abdominal-transhiatal approach on Siewert II AEG lymph node dissection and short-term outcomes: one single center randomized controlled study	<p>[11:15-11:30] Wound care in minimal access approach</p> <p>[11:30-11:45] Management of urinary incontinence after robotic radical prostatectomy</p>
11:50-12:00	Panel discussion			
12:00-13:00	Lunch			
13:00-14:30	Colorectal	HPB	Upper GI	Urology
13:00-13:20	Splenic Flexure Colon Cancer - Laparoscopic Approach	Technical refinement for precise laparoscopic liver resection	Fluorescent guided surgery: Clinical applications and implications	Robotic simple prostatectomy: recent advances
13:20-13:40	Experience in adopting enhanced recovery after surgery (ERAS) for colorectal cancer patients	Outcomes of laparoscopic liver resection for HCC patients		Thermal injury of holmium laser to ureter: an in vitro study and prevention strategy
13:40-14:00	Laparoscopic Deloyers procedure as a safe alternative to total colectomy	From druids to robots: the evolution of liver anatomy	Managing vascular anomalies during pancreatic surgery	What is new in robotic urological surgery
14:00-14:20	Application of transanal and endoscopic approach in	Robotic hemihepatectomy: a single center experience	Minimal access surgery in bariatric surgery - current status	Tips and tricks of combination with ultrasound and fluoroscopic guidance



	treatment of colorectal diseases			in PCNL
14:20-14:30	Panel discussion			
14:30-15:00	Afternoon tea			
15:00-16:30	Colorectal	HPB	Motion picture / Oral Free Paper	Urology
15:00-15:20	PIPAC (Pressurized Intra Peritoneal Chemotherapy Minimal Invasive)	Robotic versus laparoscopic left lateral sectionectomy for living donor hepatectomy		Robotic Sacrocolpopexy: How to optimize outcome and minimize complications?
15:20-15:40	Role of colonic stent in management of obstructed left-sided Ca colon	ERAS for HBP surgery		Post-chemotherapy robot assisted retroperitoneal lymph node dissection in non-seminomatous germ cell tumour of testis: How I do it?
15:40-16:00	<i>To be confirmed</i>	Robotic vs Laparoscopic Hepatectomy		What is new in robotic urological surgery
16:00-16:20	Complete Mesocolic Excision in Cancer of Right-sided Colon			Advance in Retrograde Intrarenal Surgery (RIRS)
16:20-16:30	Panel discussion			
16:30-16:40	Presentation of best video and abstract award & closing remarks			